
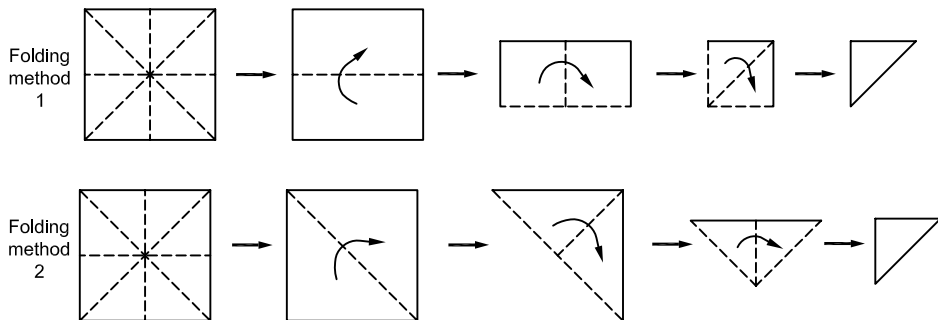


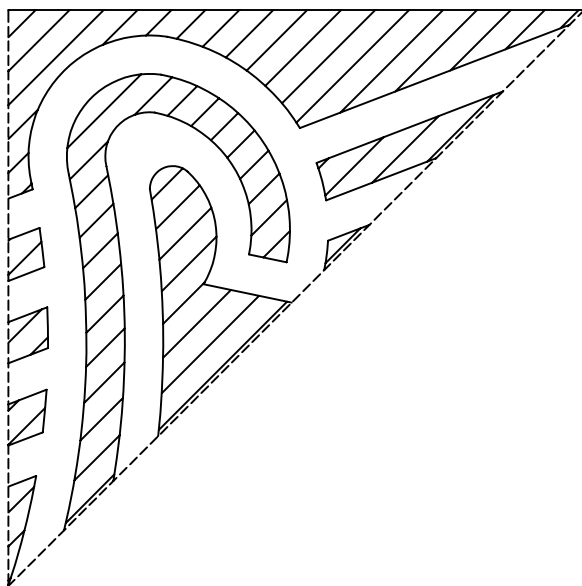
Step-by-Step  
**Fold and Cut**  
**Patterns**

Valentines-021


Tools and materials: scissors, 4"-6" squared colored paper.  
4-sided paper folding instructions:



Finished Cutting  
Valentines-021



6"x6" square paper pattern



4"x4" square paper pattern

Note: Cut out the hatched parts.