


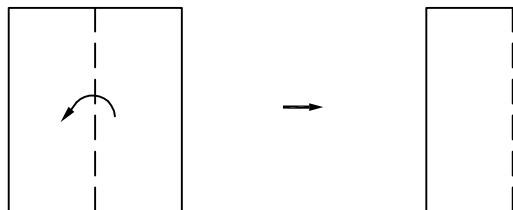
Step-by-Step  
**Fold and Cut**  
**Patterns**

Valentines-010


Materials: scissors, 4"x4" or 6"x6" different colored square paper.

Symmetrical folding instructions:


Folding  
method



Finished cutting  
Valentines-010



6"x6" square paper pattern



4"x4" square paper pattern

Note: Cut out the hatched parts.