


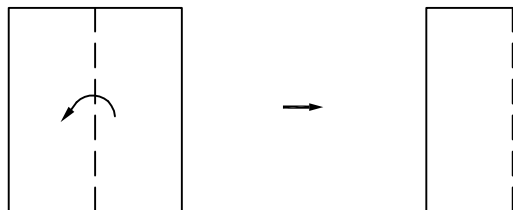
Step-by-Step
Fold and Cut
Patterns

Valentines-008


Materials: scissors, 4"x4" or 6"x6" different colored square paper.

Symmetrical folding instructions:


Folding
method



Finished cutting
Valentines-008



6"x6" square paper pattern



4"x4" square paper pattern

Note: Cut out the hatched parts.