
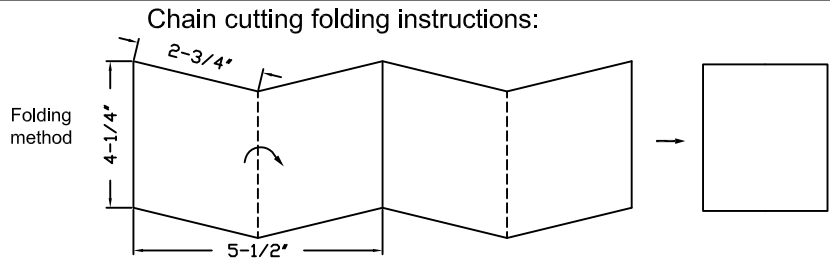


Step-by-Step  
**Fold and Cut**  
**Patterns**

St-Patricks-Day-024


Tools and materials:

Scissors, 4.25"x11" colored printer paper, or 4-1/4" width, the length has to be 5-1/2" x (2, 3, ..6, 7, ..), depends your paper's length.



Finished Cutting

St-Patricks-Day-024



Note: Cut out the hatched parts.