
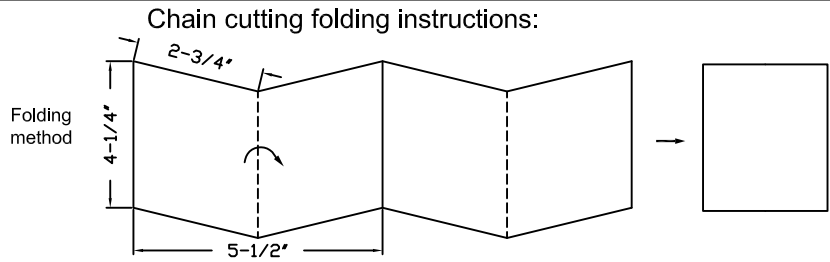


Step-by-Step
Fold and Cut
Patterns


St-Patricks-Day-020

Tools and materials:
Scissors, 4.25"x11" colored printer
paper, or 4-1/4" width, the length
has to be 5-1/2" x (2, 3, ..6 ,7, ..) ,
depends your paper's length.



Finished Cutting

St-Patricks-Day-020



Note: Cut out the hatched parts.