
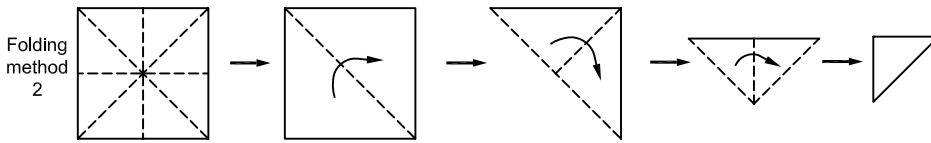
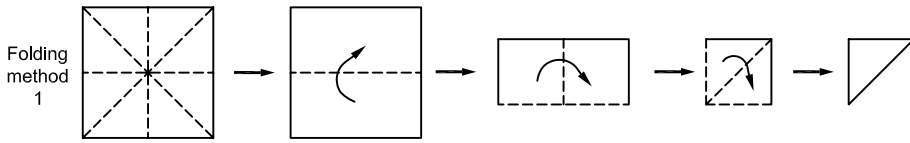


Step-by-Step
**Fold and Cut
Patterns**


St-Patricks-Day-004

Tools and materials: scissors, 4"-6" squared colored paper.
4-sided paper folding instructions:

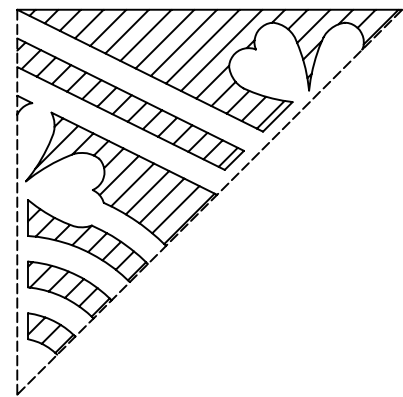


Finished Cutting

St-Patricks-Day-004



6"x6" square paper pattern



4"x4" square paper pattern

Note: Cut out the hatched parts.