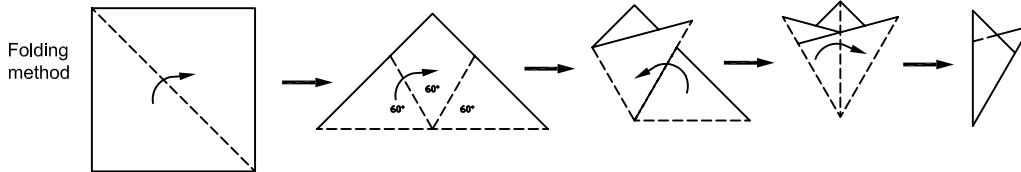


Step-by-Step  
**Fold and Cut**  
**Patterns**

S6-021

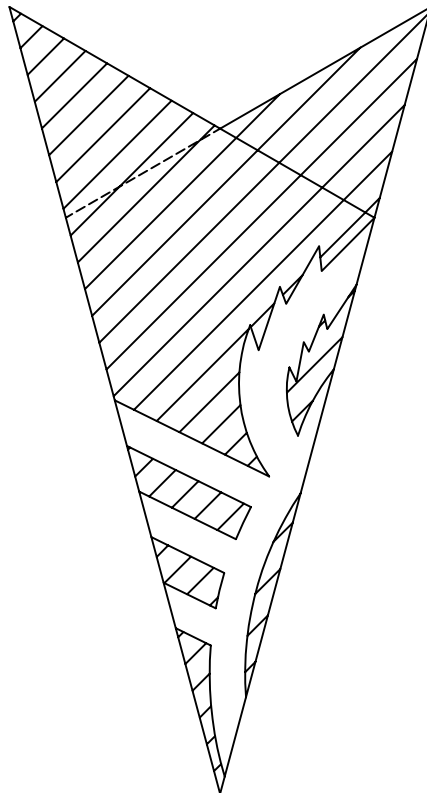
Tools and materials: scissors, a piece of any color 6"x6" or 4"x4" square paper.

6-sided paper folding instructions:

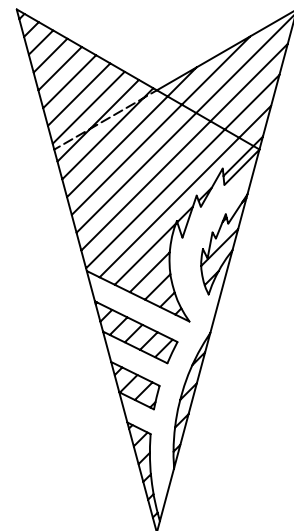


Finished cutting  
S6-021

Snowflake paper cutting pattern



6"x6" square paper pattern



4"x4" square paper pattern

Note: Cut out the hatched parts.