
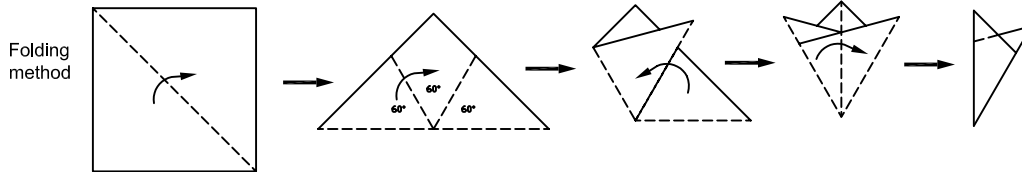


Step-by-Step
Fold and Cut
Patterns

S6-019

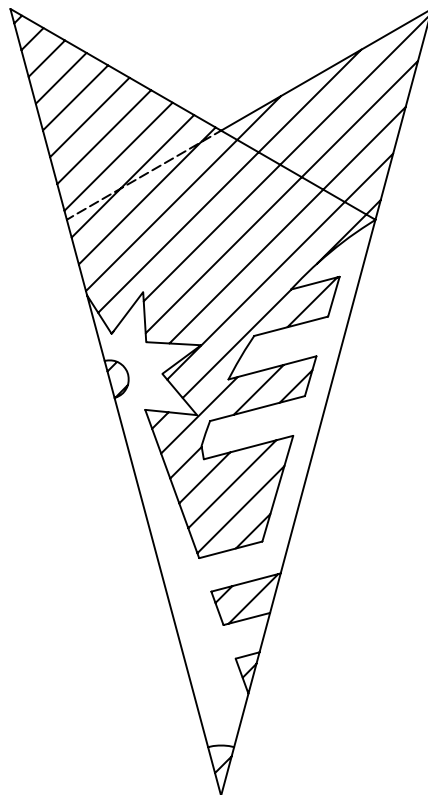
Tools and materials: scissors, a piece of any color 6"x6" or 4"x4" square paper.

6-sided paper folding instructions:

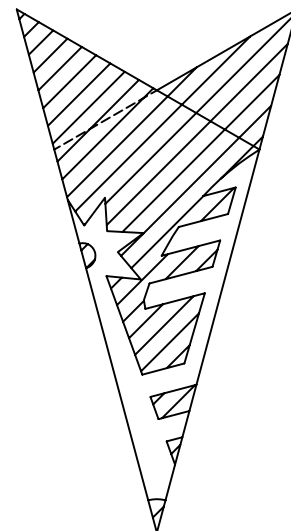


Finished cutting
S6-019

Snowflake paper cutting pattern



6"x6" square paper pattern



4"x4" square paper pattern

Note: Cut out the hatched parts.