
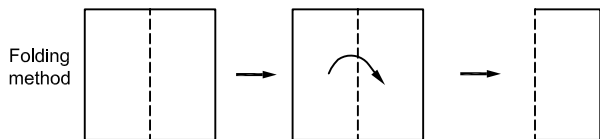


Step-by-Step
Fold and Cut
Patterns


Easter-019

Tools and materials: scissors, 4"-6" squared colored paper.
2-sided paper folding instructions:




Finished Cutting

Easter-019



6"x6" square paper pattern



4"x4" square paper pattern

Note: Cut out the hatched parts.