

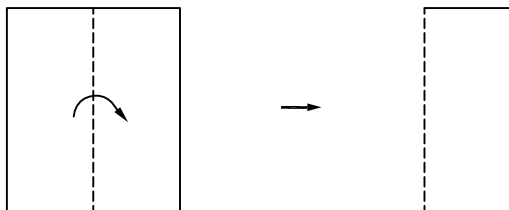
Step-by-Step
Fold and Cut
Patterns

Christmas-Pattern-024


Tools and materials: scissors, one piece of 4"x4" or 6"x6" square paper.

Symmetrical folding instructions:


Folding
method



Finished cutting
Christmas-Pattern-024



6"x6" square paper pattern



4"x4" square paper pattern

Note: Cut out the hatched parts.