


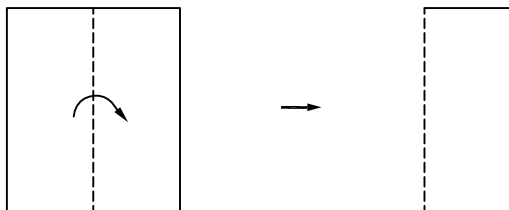
Step-by-Step  
**Fold and Cut**  
**Patterns**

Christmas-Pattern-023


Tools and materials: scissors, one piece of 4"x4" or 6"x6" square paper.

Symmetrical folding instructions:


Folding  
method



Finished cutting  
Christmas-Pattern-023



6"x6" square paper pattern



4"x4" square paper pattern

Note: Cut out the hatched parts.