


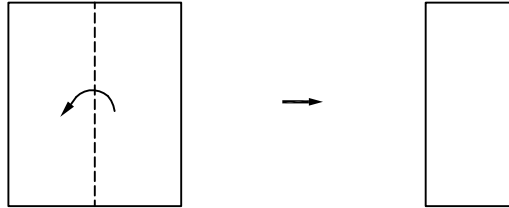
Step-by-Step
**Fold and Cut
Patterns**

Christmas-Pattern-013


Materials: scissors, one 4"x4" or 6"x6" colored square paper.

Symmetrical folding instructions:


Folding
method



Finished cutting
Christmas-Pattern-013



6"x6" square paper pattern



4"x4" square paper pattern

Note: Cut out the hatched parts.