

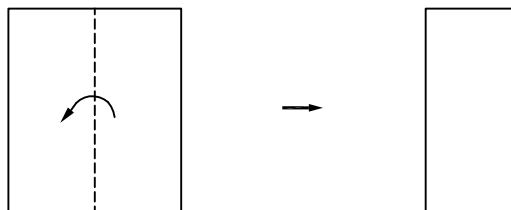
Step-by-Step  
**Fold and Cut  
Patterns**

Christmas-Pattern-009


Materials: scissors, one 4"x4" or 6"x6" colored square paper.

Symmetrical folding instructions:


Folding  
method



Finished cutting  
Christmas-Pattern-009



6"x6" square paper pattern



4"x4" square paper pattern

Note: Cut out the hatched parts.