
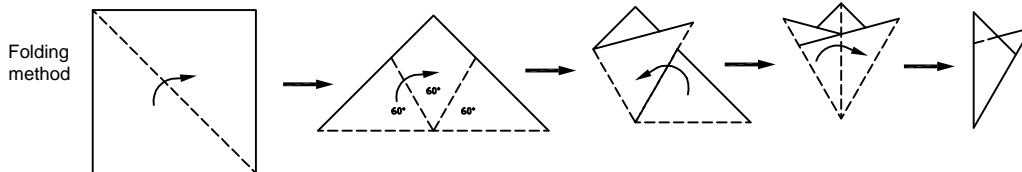


Step-by-Step
Fold and Cut
Patterns

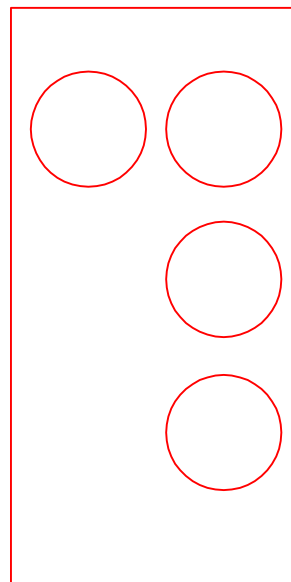
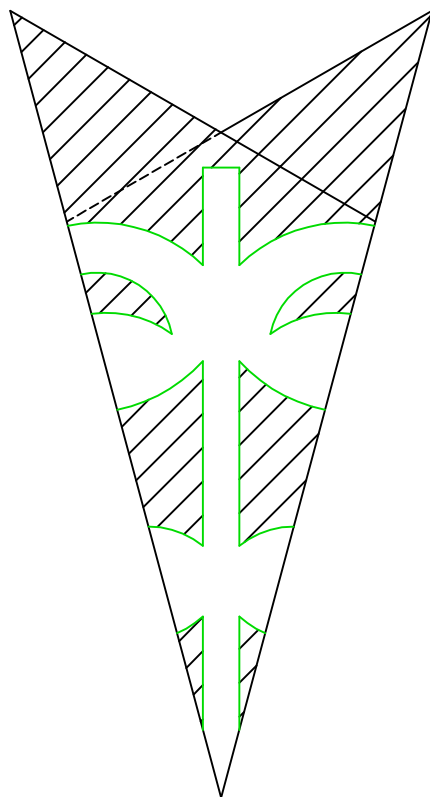
Christmas-Pattern-005

Tools and materials: scissors, a piece of green 6"x6" square paper, and a piece of red 3"x3" square paper.

6-sided paper folding instructions:



Finished cutting
Christmas-Pattern-005



Cut 8 red circles, need 7.

Note: Cut out the hatched parts.